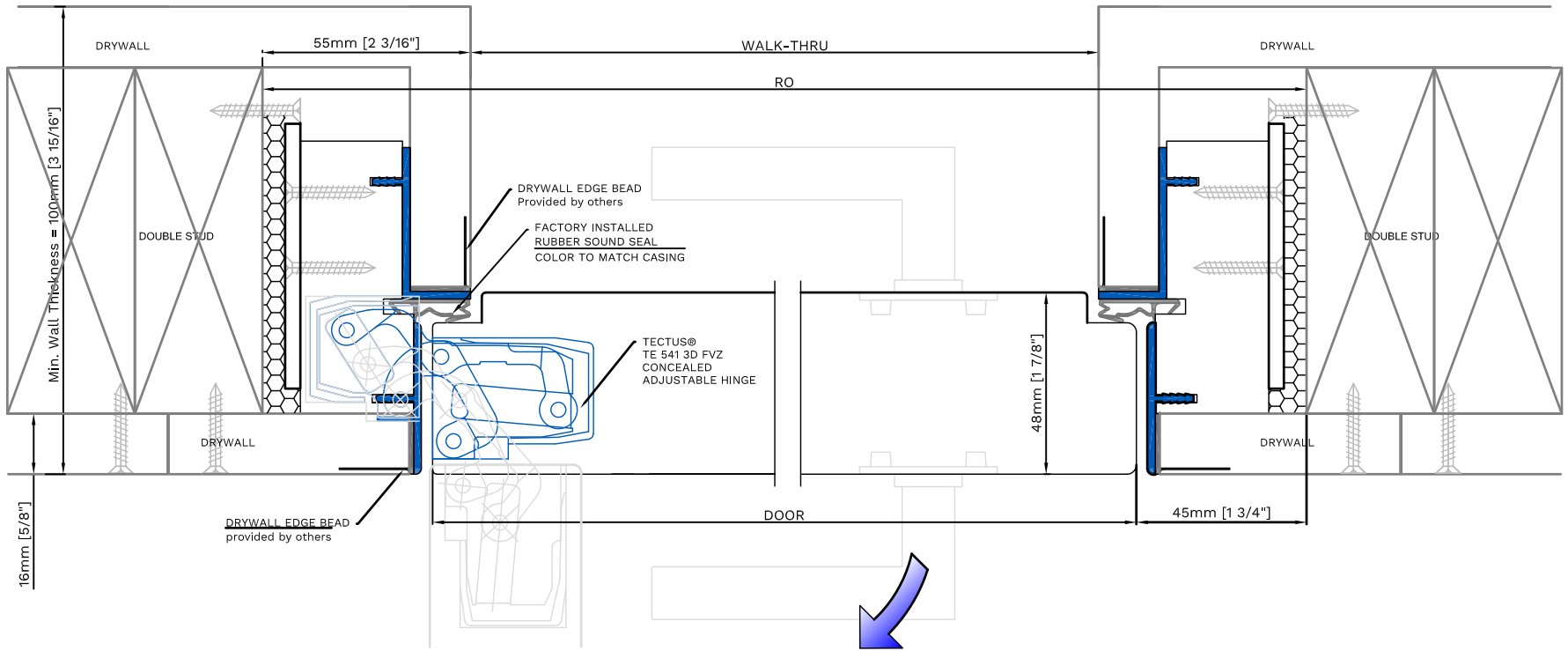


# 4A Out-Swing

DOOR DIMENSIONS ARE REFERENCED FROM THE HINGED SIDE!  
HINGED SIDE = THE SIDE THE DOOR SWINGS TOWARD  
[ILLUSTRATED AS LEFT HINGE]



FINISHED OPENING DOES NOT INDICATE ADA COMPLIANCE

\*ADA Compliant Information:  
ADA REQUIRES MINIMUM 32" MEASURABLE CLEAR WALK-THRU  
- MINIMUM RO WIDTH = 961mm [37 13/16"]  
- MINIMUM DOOR WIDTH = 871mm [34 5/16"]



**MODEL:**  
4A Out-swing  
**DESCRIPTION:**  
Flush to the wall Out-Swing  
**PREPARED DATE:**  
04.DECEMBER.2020

### Calculation:

- 10mm [3/8"] undercut

	RO	WIDTH	HEIGHT
DOOR	X	X - 90mm [3 9/16"]	X - 55mm [2 3/16"]
FINISHED OPENING	X	X - 110mm [4 5/16"]	X - 55mm [2 3/16"]

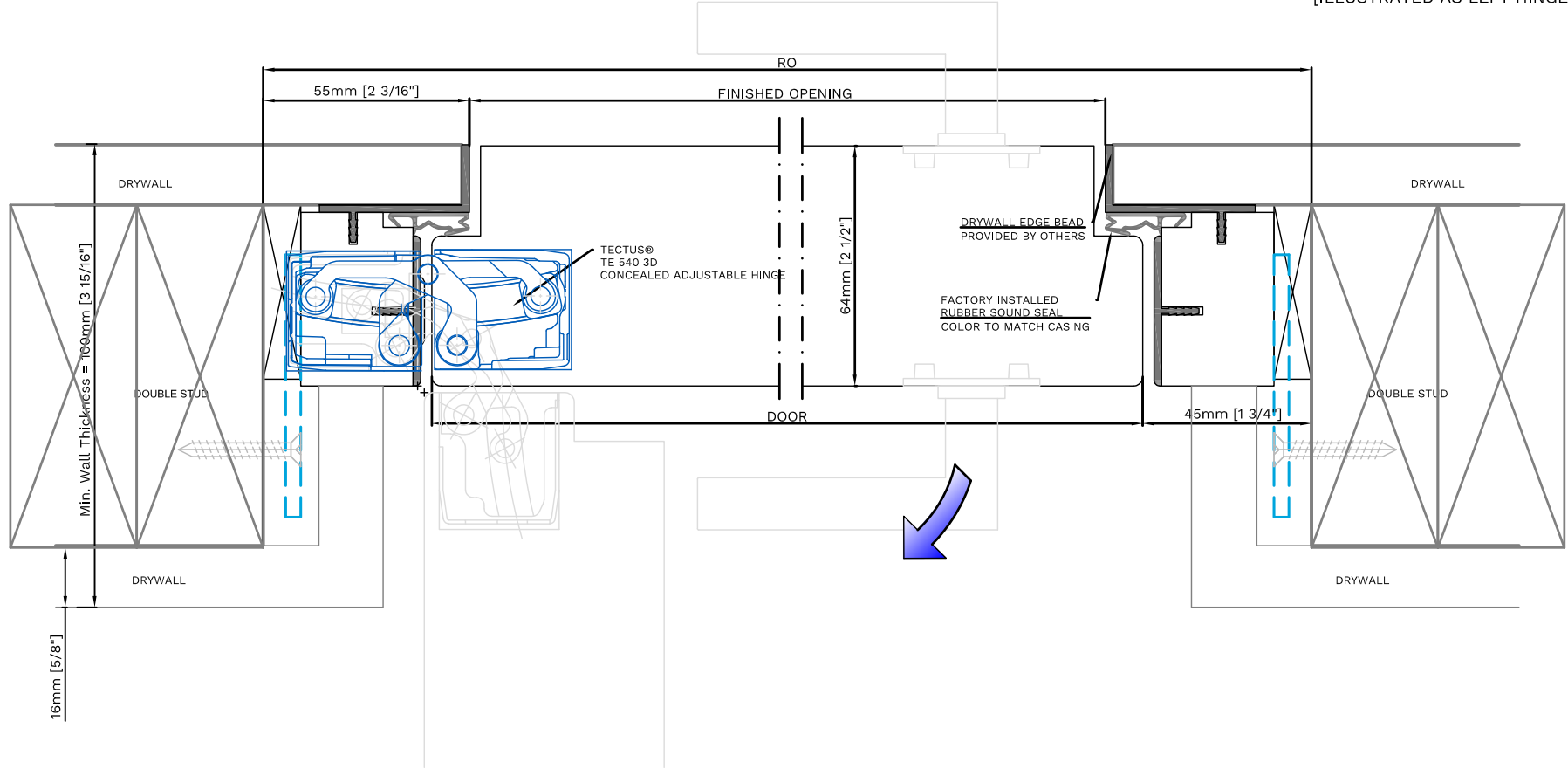


Tel: 954.924.6137  
1901 TIGERTAIL BLVD., DANIA BEACH, FL 33004  
SALES@BARTELSDOORS.COM

Technical drawings are subject to change without notice. All millimeter dimensions are exact and supersede inch conversions.

# 4C In-Swing

DOOR DIMENSIONS ARE REFERENCED FROM THE HINGED SIDE!  
HINGED SIDE = THE SIDE THE DOOR SWINGS TOWARD  
[ILLUSTRATED AS LEFT HINGE]



FINISHED OPENING DOES NOT INDICATE ADA COMPLIANCE

\*ADA Compliant Information:  
ADA REQUIRES MINIMUM 32" MEASURABLE CLEAR WALK-THRU  
- MINIMUM RO WIDTH = 978mm [38 1/2"]  
- MINIMUM DOOR WIDTH = 887mm [34 15/16"]

**MODEL:**  
4C In-swing

**DESCRIPTION:**  
Flush to the wall In-Swing

**PREPARED DATE:**  
04.DECEMBER.2020

### Calculation:

- 10mm [3/8"] undercut

	RO	WIDTH	HEIGHT
DOOR	X	X - 90mm [3 9/16"]	X - 55mm [2 3/16"]
FINISHED OPENING	X	X - 110mm [4 5/16"]	X - 55mm [2 3/16"]

**BARTELS**

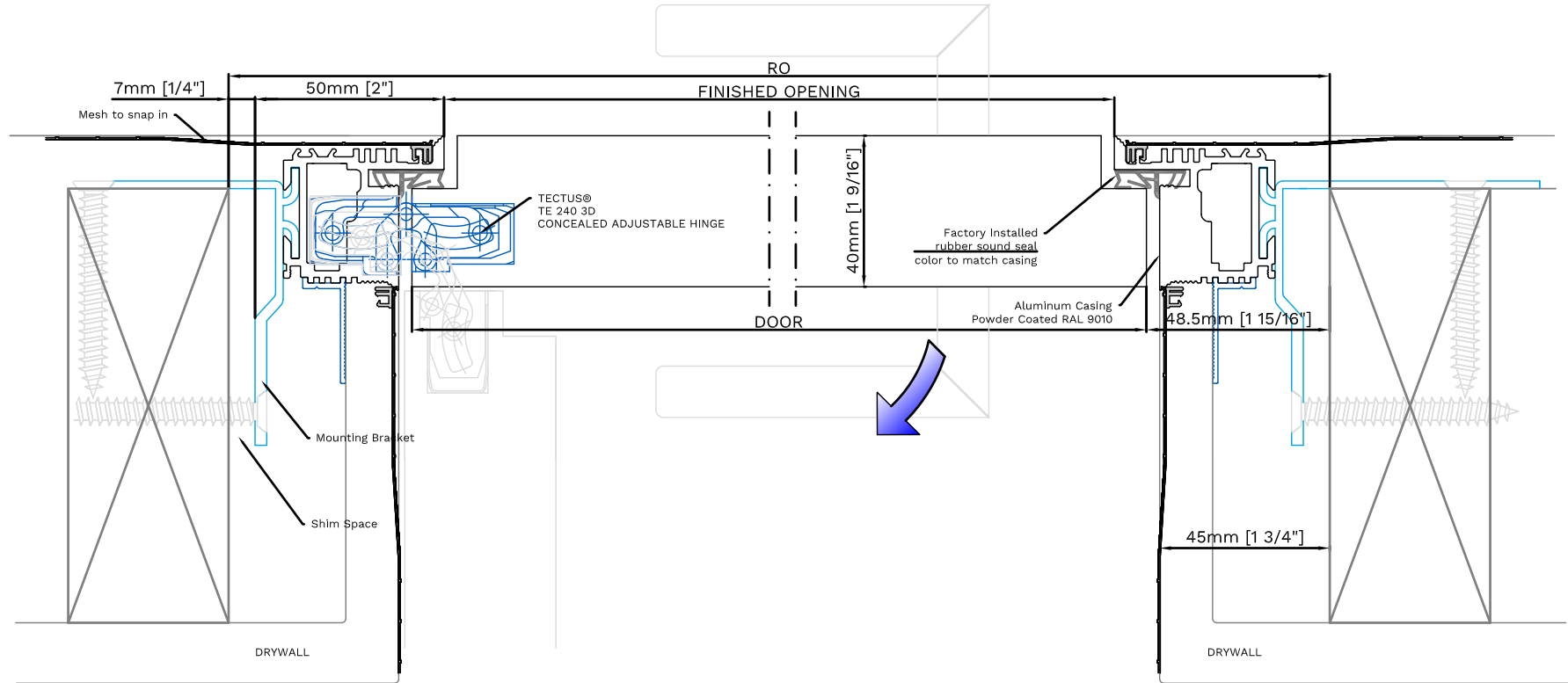
Tel: 954.924.6137  
1901 TIGERTAIL BLVD., DANIA BEACH, FL 33004  
SALES@BARTELSDOORS.COM

Technical drawings are subject to change without notice. All millimeter dimensions are exact and supersede inch conversions.

# PURO - In-swing

FLUSH WITH THE WALL

DOOR DIMENSIONS ARE REFERENCED FROM THE HINGED SIDE!  
HINGED SIDE = THE SIDE THE DOOR SWINGS TOWARD  
[ILLUSTRATED AS LEFT HINGE]



FINISHED OPENING DOES NOT INDICATE ADA COMPLIANCE

- \*ADA Compliant Information:  
ADA REQUIRES MINIMUM 32" MEASURABLE CLEAR WALK-THRU  
- MINIMUM RO WIDTH = 961mm [37 13/16"]  
- MINIMUM DOOR WIDTH = 864mm [34"]

DOORS UP TO 84" INCLUDE 2 TE.240.3D HINGES IN F1 FINISH  
DOORS AT 96" INCLUDE 3 TE.240.3D HINGES IN F1 FINISH  
DOOR SYSTEM INCLUDES KFV MAGNETIC MORTISE IN STAINLESS STEEL MATTE FINISH

### Calculation:

	RO	WIDTH	HEIGHT
- 7mm [1/4"] undercut			
DOOR	X	X - 97mm [3 13/16"]	X - 55.5mm [2 3/16"]
FINISHED OPENING	X	X - 114mm [4 1/2"]	X - 57mm [2 1/4"]

Technical drawings are subject to change without notice. All millimeter dimensions are exact and supersede inch conversions.

**MODEL:**  
PURO - In-swing

**DESCRIPTION:**  
Flush with the wall (non-hinge side)

**PREPARED DATE:**  
04.DECEMBER.2020

**BARTELS**

Tel: 954.924.6137  
1901 TIGERTAIL BLVD., DANIA BEACH, FL 33004

SALES@BARTELSDOORS.COM

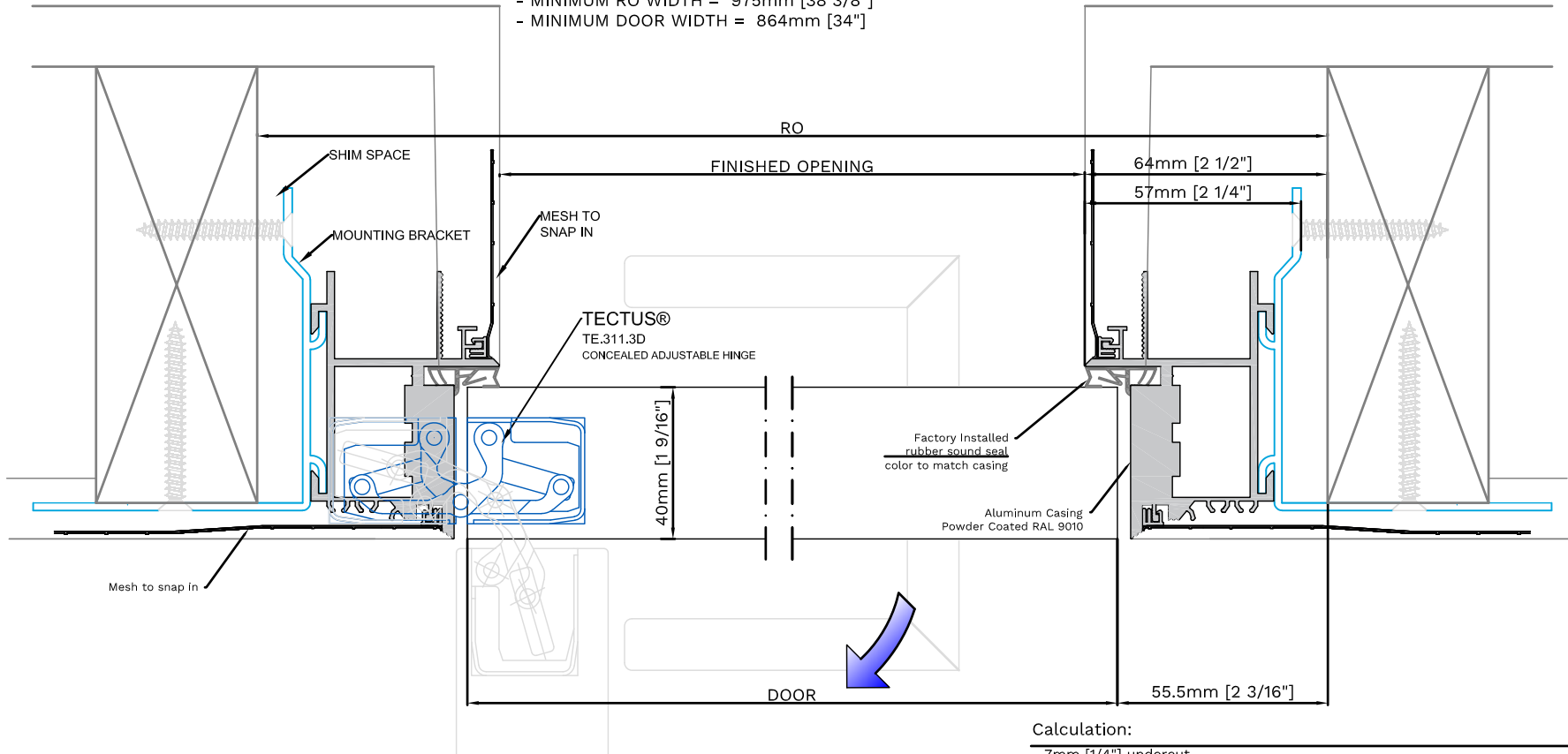
# PURO - Out-swing

FLUSH WITH THE WALL

DOOR DIMENSIONS ARE REFERENCED FROM THE HINGED SIDE!  
HINGED SIDE = THE SIDE THE DOOR SWINGS TOWARD  
[ILLUSTRATED AS LEFT HINGE]

FINISHED OPENING DOES NOT INDICATE ADA COMPLIANCE

\*ADA Compliant Information:  
ADA REQUIRES MINIMUM 32" MEASURABLE CLEAR WALK-THRU  
- MINIMUM RO WIDTH = 975mm [38 3/8"]  
- MINIMUM DOOR WIDTH = 864mm [34"]



DOORS UP TO 84" INCLUDE 2 TE.311.3D HINGES IN F1 FINISH  
DOORS AT 96" INCLUDE 3 TE.311.3D HINGES IN F1 FINISH  
DOOR SYSTEM INCLUDES KJV MAGNETIC MORTISE IN STAINLESS STEEL MATTE FINISH

**Calculation:**

	RO	WIDTH	HEIGHT
	- 7mm [1/4"] undercut		
DOOR	X	X - 111mm [4 3/8"]	X - 62.5mm [2 7/16"]
FINISHED OPENING	X	X - 128mm [5 1/16"]	X - 64mm [2 1/2"]

Technical drawings are subject to change without notice. All millimeter dimensions are exact and supersede inch conversions.

**MODEL:**  
PURO - Out-swing

**DESCRIPTION:**  
Flush with the wall (hinge side)

**PREPARED DATE:**  
04.DECEMBER.2020



Tel: 954.924.6137  
1901 TIGERTAIL BLVD., DANIA BEACH, FL 33004  
SALES@BARTELSDOORS.COM